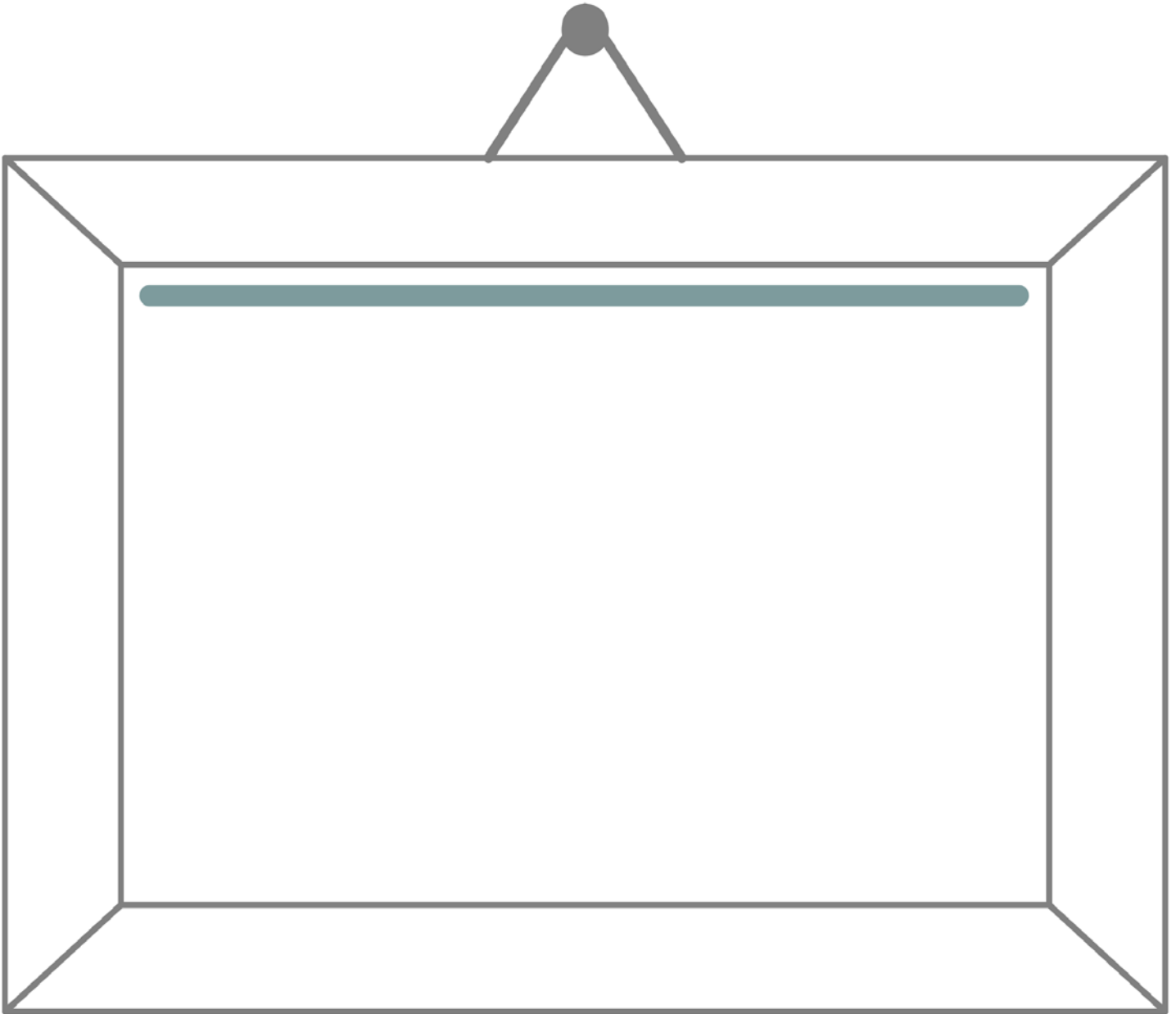

(Title)



By: _____

How to Write a Biography Report

Name: _____



1.

Read about your person.



2.

Take notes on your graphic organizer.




Year	Event

3.

Make a timeline for their life

Write your report:

For each section:




4.

Write a topic sentence.



5.

Write facts and details.



6.

Write a closing sentence.



7.

Revise: reread and check for interesting words, sentences, and enough detail.




8.

Edit: reread and check for capitals, punctuation, and spelling.



9.

Publish: type, recopy your writing and share!



Biography Timeline

	Born	
	Important Event	
	Important Event	
	Important Event	
	Died	

Character Traits

Handwriting practice lines consisting of solid top and bottom lines with a dashed midline for letter height guidance.

Achievements

Handwriting practice lines consisting of solid top and bottom lines with a dashed midline, repeated 10 times down the page.

Legacy

Handwriting practice lines consisting of solid top and bottom lines with a dashed midline for letter height guidance. There are 10 sets of these lines on the page.