









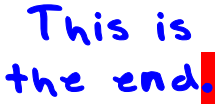







# Writing Checklist: Opinion Writing Grade K

















Name: \_\_\_\_\_ Date: \_\_\_\_\_

		Elements	Self
Content		I told my topic or the name of the book.	
		I told, drew, and/or wrote my opinion or why I like or dislike it.	
		I gave at least one reason for my opinion.	
Conventions		I wrote a capital to start every sentence and for the pronoun, I.	
		I tried to put spaces between my words.	
		I put a period at the end of my sentences.	
		I wrote a letter for every sound I hear.	



# Writing Checklist: Opinion Writing Grade 1

Name: \_\_\_\_\_ Date: \_\_\_\_\_

	Elements	Self
Content	 In the beginning, I wrote the topic I am writing about and then I gave my opinion.	
	 I wrote at least one reason for my opinion.	
	 I added some facts or details to my writing to tell my reader more.	
	 I tried to get my reader's attention with my words, and I used both simple and compound sentences.	
	 I told my opinion again at the end.	
Conventions	 I wrote a capital to start every sentence and for names and dates.	
	 I used all the words I know to help me spell well.	
	 I ended each sentence with an end punctuation mark. <b>.!?</b>	



# Writing Checklist: Opinion Writing Grade 2

Name: \_\_\_\_\_ Date: \_\_\_\_\_

	Self	Elements	Self	Teacher
Content		I wrote my opinion (likes/dislikes) and gave reasons for my opinion.		
	<b>2!!</b>	I wrote at least two reasons and wrote a sentence or two about each one.		
		To start, I not only gave my opinion, I also set my readers up to expect that my writing will try to convince them of it.		
		I connected parts of my piece using linking words such as <i>also</i> , <i>another</i> , and <i>because</i> , <i>therefore</i> , and <i>since</i> .		
		I gave facts and chose words that would make my readers agree with my opinion.		
		The ending I wrote reminds readers of my opinion.		
Conventions		I used both simple and compound sentences in my writing and when I edited my writing sometimes I expanded my sentences.		
	<b>A</b> <b>a</b>	I use a capital letter at the beginning of my sentences and for proper names.		
	<b>.!?</b>	Punctuation at the end of a sentence. <b>.!?</b>		
	spell mile well smile swell pile excite exam	To spell a word I don't know, I used what I know about similar words. Sometimes the word wall helped and also the dictionary.		
	can t don t	When I used words like can't and <i>don't</i> , I remember to put in the apostrophe.		
		I used commas for single words in a series and in dates.		
	My writing is readable and I use good spacing.			



# Writing Checklist: Opinion Writing Grade 3

Name: \_\_\_\_\_ Date: \_\_\_\_\_

	Elements	Self	Peer	Teacher
<b>Content</b>	I wrote my opinion and ideas, and I wrote to help readers understand my reasons. I provided some facts, definitions and details.			
	I wrote several reasons about why people should agree with my opinion. I wrote several sentences about each reason, giving details and information.			
	To start, I set my readers up to expect that my writing will be about my opinion. I also tried to "hook" my readers into caring about my opinion.			
	I connected my ideas/reasons using words such as <i>also</i> , <i>another</i> , <i>for example</i> , and <i>because</i> .			
	I organized my information so that each part is mostly about one thing.			
	The ending I wrote includes a thought or comment about my opinion.			
<b>Conventions</b>	I used capital letters correctly and leave spaces between my words.			
	To spell a word I don't know, I used what I know about word families and spelling rules to help me spell and edit my work.			
	I used a dictionary when I needed one - either a print or digital dictionary.			
	I used commas, quotation marks, and end points correctly.			
	I used punctuation in my piece to help my readers read with pauses and expression.			
	I wrote quotations correctly, using commas and quotation marks.			
	I corrected any fragments or run-on sentences in my writing.			
	My writing is readable and I allowed for margins and used correct spacing.			