


Writing an Argument



1. *Research a topic.*




2. *State your claim: choose an argument which is well supported with evidence.*




3. *List evidence you will use. Focus on the most credible sources.*




4. *Choose your best evidence*



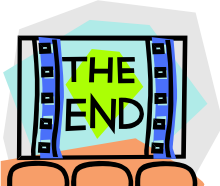
5. *Write a topic sentence that states your claim:*




6. *Write paragraphs outlining your argument with evidence.*



7. *Use linking words to connect your ideas:*



8. *Write a conclusion to remind the reader of your claim and/or call for action*



9. *Reread and revise: Does it make sense? Sound convincing? Any missing information?*



10. *Reread and edit: Check*

- *capitals*
- *spelling*
- *punctuation*

☆	☆	☆	☆	☆
Punctuation	Capitals only where they go	Spelling	Spaces between all words	Paper is Neat
. ? ! " ,	<ul style="list-style-type: none"> • Beginning of sentence • Names • Months • Days of the week 	<ul style="list-style-type: none"> • All word wall words • Harder words spelled using the sound cards and/or attempted spelling 		<ul style="list-style-type: none"> • Handwriting • No smudges



11. *Type or write a final draft!*



12. *Celebrate your hard work!*